


Distributor for Crystal Fountains

# Custom Fountains, Inc.

1-800-563-5628 - 513-398-1447 - Fax 513-398-5141



## Lake Cascade Jet

## NCL series

### Function

A massive eruption of foamy white water for large installations which, the Lake Cascade Jet provides a visual presence of grandeur and beauty. Ideal for lakes and large ponds needing heavy aeration. Adjustable air-to-water ratio sleeve facilitates on-site performance enhancement. **Water level dependent.**



### Specification:

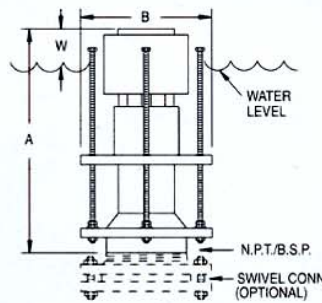

Construction shall be extruded bronze, brass and stainless steel fitted.

### Options:

(Add suffix)  
S - DEFO swivel connection (see ASL/ASU series)

### Note:

- (for optimum effect)
1. Dimension 'W' (nozzle projection above water level) must be maintained.
  2. Install in a vertical condition.
  3. Spray effect is adjustable for height and density.
  4. Do not use in small contained areas.
  5. Use shaded chart section.



### Dimensions

### Performance

DEFO no.	a dim.	b dim.	w dim.	inlet (npt) (bsp)	spray height	10'	20'	50'	80'	100'
NCL-600	24"	13"	6"	6"	gpm head spread	410 25' n/a	590 50' n/a	925 125' n/a	1200 200' n/a	1300 250' n/a

4300 State Route 42 - Mason - Ohio - 45040